

Oshtemo Annual Policing Report

2018

Kalamazoo County Sheriff's Office



Includes absolute stats available, projected stats and comparisons.

Prepared by:

US James VanDyken
Kalamazoo County Sheriff's Office
1500 Lamont Ave
Kalamazoo, MI 49048
269-385-6176
jevand@kalcounty.com

The below stats for FOIA, Gun Registrations, Traffic Stops, Citations Issued, Vehicles Crashes, Directed Patrols and Public Relations events are **absolute** numbers taken from the Deputies Daily Activity Reporting System for 2018.

	FOIA	GUNS	Traffic Stops	Citations Issued	Vehicle Crashes	Directed Patrols	Public Relations
January	40	161	319	169	87	264	90
February	36	170	344	145	92	172	78
March	36	179	407	182	85	198	84
April	35	193	409	196	98	123	47
May	38	187	393	405	70	123	57
June	43	158	333	185	86	141	45
July	26	179	309	158	84	178	43
August	42	215	386	240	103	146	37
September	16	214	315	189	90	122	44
October	52	234	339	186	99	140	15
November	28	205	203	179	103	128	51
December	26	197	184	160	64	164	61
Totals	418	2292	3941	2394	1061	1899	652

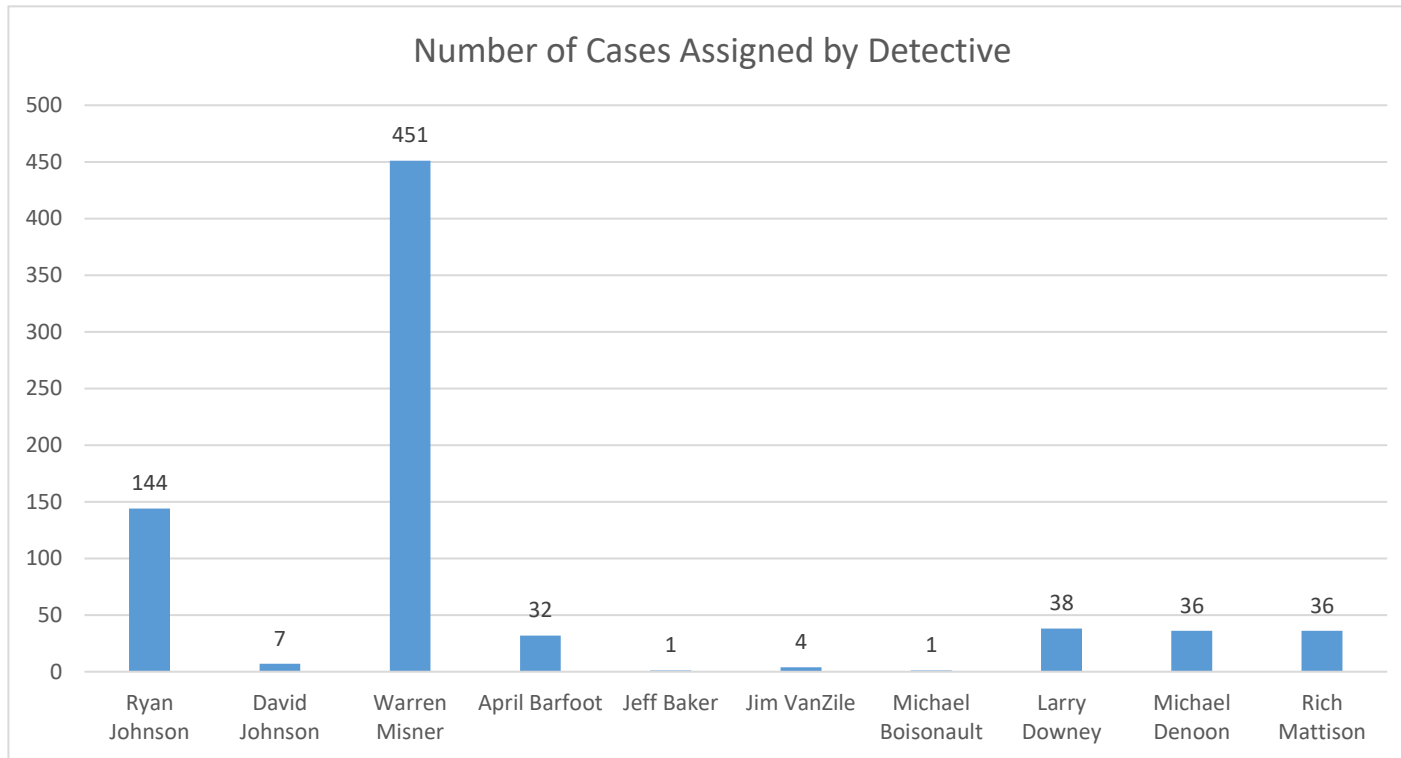
Number of Cases KCSO Criminal Investigative Division worked per township in 2018

KCSO currently has 9 detectives and one Lieutenant

Detective/Sergeant	Alamo	Brady	Charleston	Climax	Comstock	Cooper	Oshtemo	Pavilion	Prairie Ronde	Richland	Ross	Schoolcraft	Texas	Wakeshma
Ryan Johnson	12	2	4	5	65	67	144	13	4	16	7	18	27	1
David Johnson	3	1	3	0	12	3	7	2	0	2	5	3	1	0
Warren Misner	34	4	2	0	8	27	451	1	5	2	1	34	62	0
April Barfoot	5	0	4	2	18	17	32	8	1	8	2	2	10	2
Jeff Baker	0	0	1	0	1	2	1	2	0	1	0	0	2	0
Jim VanZile	1	0	0	0	1	2	4	0	0	0	1	0	3	0
Michael Boisonault	1	19	23	13	359	20	1	78	0	45	27	7	4	11
Larry Downey	1	2	1	1	18	4	38	16	1	7	2	4	5	0
Michael Denoon	3	2	2	0	21	2	36	3	0	0	0	1	3	1
Rich Mattison	6	4	3	2	37	16	36	9	1	13	11	6	12	2
Total	66	34	43	23	540	160	750	132	12	94	56	75	129	17

Number of Cases KCSO Criminal Investigative Detectives worked in Oshtemo Township in 2018

Detective/Sergeant	Number of Reports Assigned
Ryan Johnson	144
David Johnson	7
Warren Misner	451
April Barfoot	32
Jeff Baker	1
Jim VanZile	4
Michael Boisonault	1
Larry Downey	38
Michael Denoon	36
Rich Mattison	36
Total	750

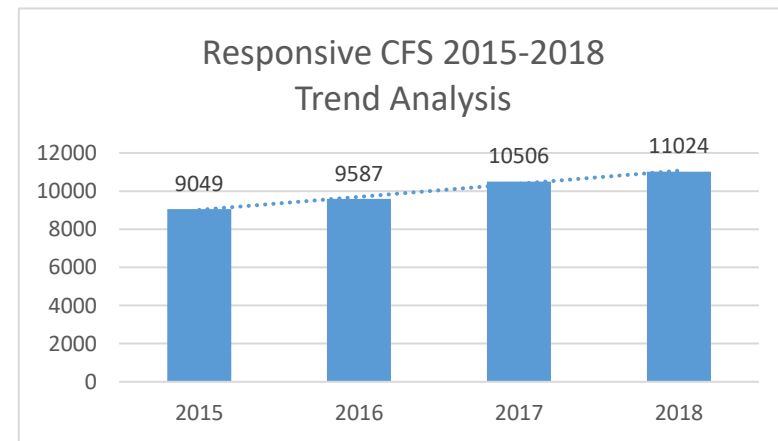
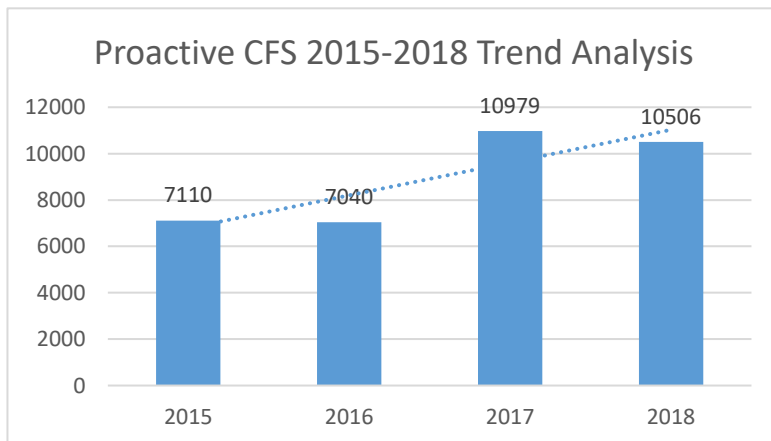
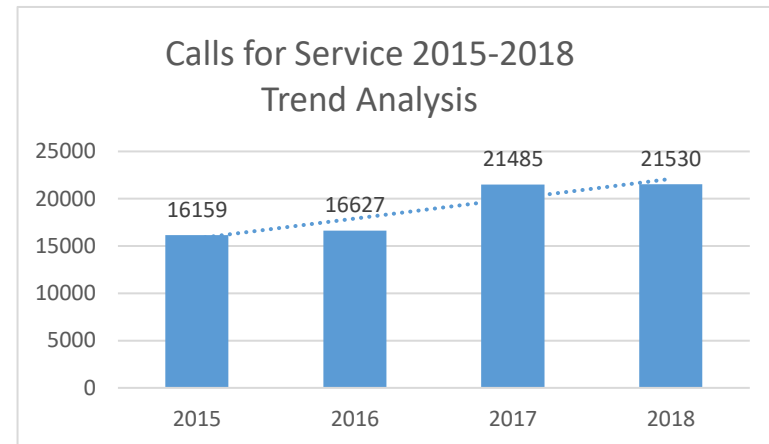


Below are the Calls for Service in Oshtemo Township for 2018.

- Proactive Calls for service are Directed Patrols, Public Relations and Fire/Rescue calls.
- The Responsive Calls for Service number is achieved when the total calls for service are subtracted by the pro-active calls for service.

(Fourth quarter stats for 2018 were projected based on the average of the first three quarters. This is due to the dispatch CAD system transition; November & December stats cannot be absolute due to the new system having a new coding and extraction process).

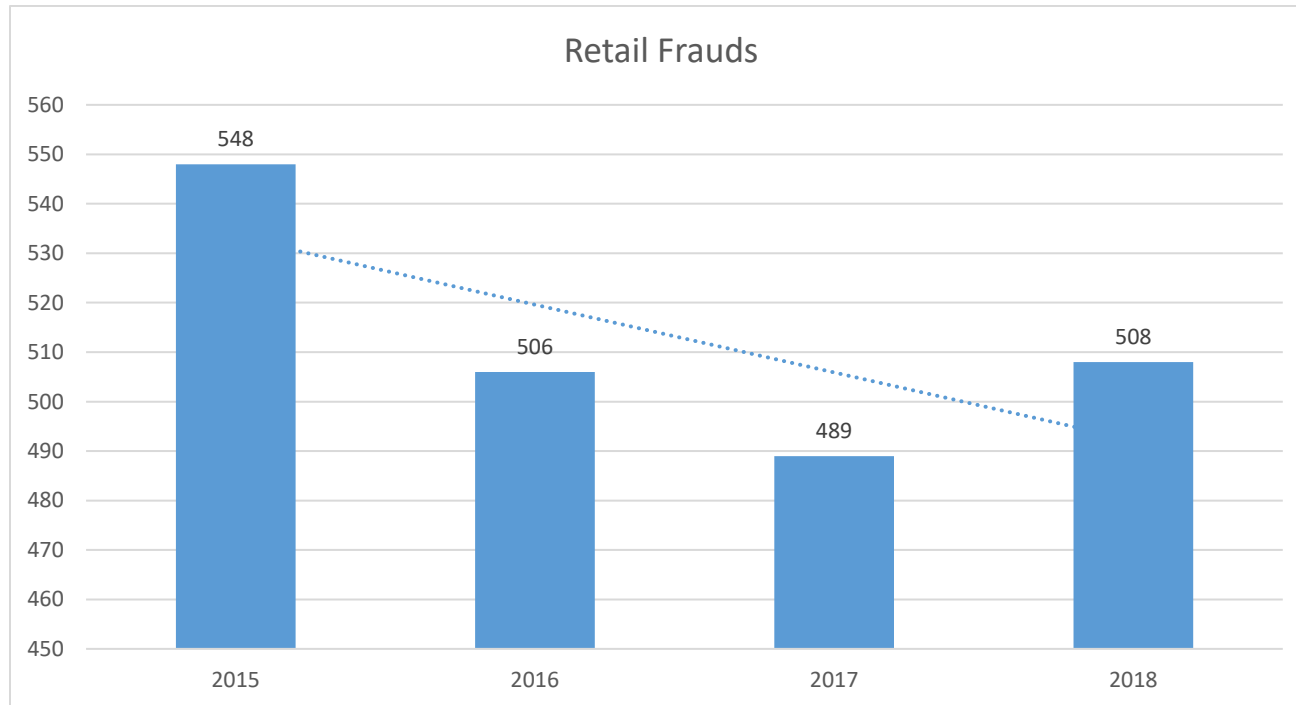
	Calls For Service	Proactive	Responsive
2018	21530	10506	11024
2017	21485	10979	10506
2016	16627	7040	9587
2015	16159	7110	9049



EXAMPLE PROJECTION: RETAIL FRAUDS OSHTEMO TOWNSHIP 2015-2018.

Below are the Retail Fraud Calls for Service in Oshtemo Township for 2018. (Fourth quarter stats for 2018 were projected based on the average of the first three quarters. This is due to the CAD system transition November & December stats cannot be absolute due to the new system having a new coding and extraction process).

	Retail Frauds
2018	508
2017	489
2016	506
2015	548



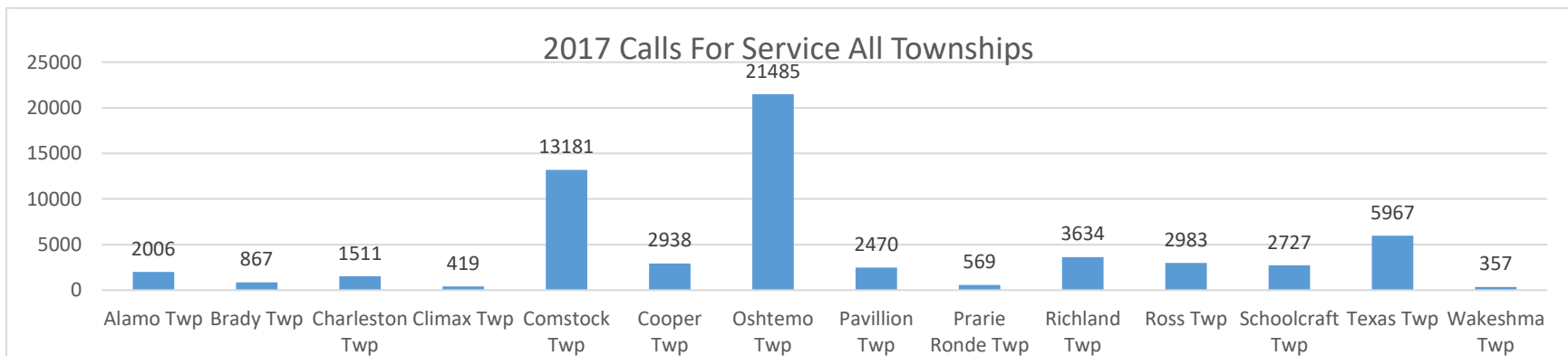
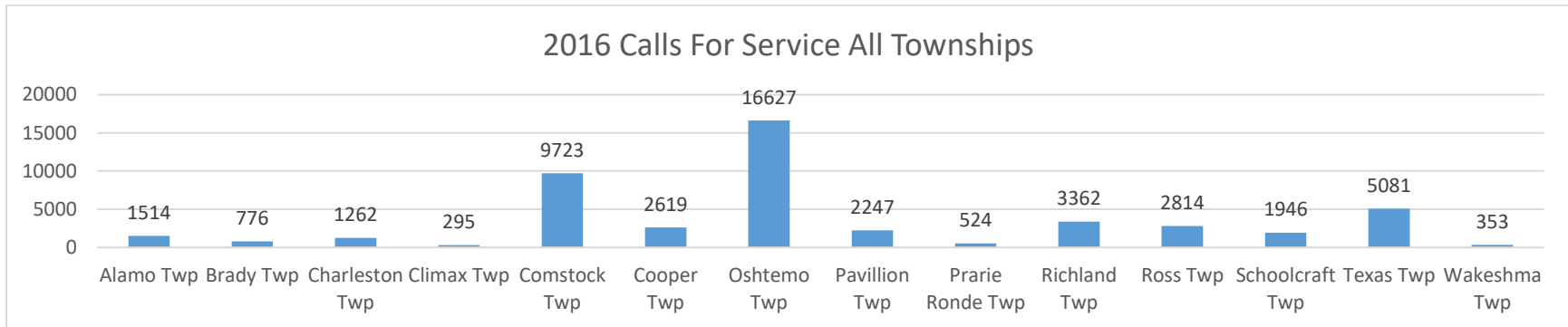
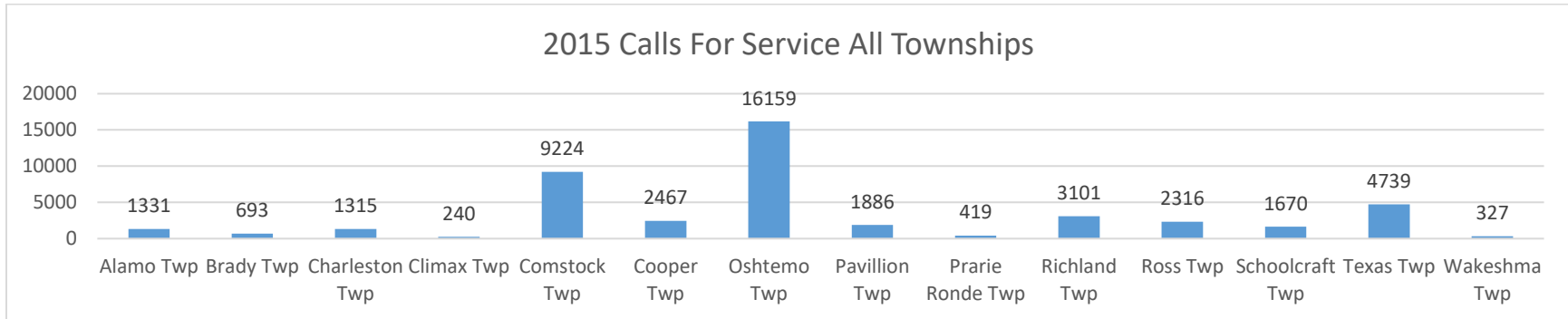
Other types of Calls for Service may be projected out upon request to the Undersheriff/Sheriff. Requests must include needed reason and may have cost associated if extra staff /time is required to complete request. Category types are Assaults, Home Invasions, Larcenies, CSC's, Non-Criminal Calls, Miscellaneous Criminal Calls, etc.

Kalamazoo County Township Calls for Service 2010-2017

Year	Alamo Twp	Brady Twp	Charleston Twp	Climax Twp	Comstock Twp	Cooper Twp	Oshtemo Twp	Pavillion Twp	Prarie Ronde Twp	Richland Twp	Ross Twp	Schoolcraft Twp	Texas Twp	Wakeshma Twp	Total
2010	1287	998	984	271	8929	2423	12085	1755	876	2422	2342	2421	3157	249	40199
2011	1096	918	1033	285	8134	2165	12105	1830	819	2445	2783	2609	3429	285	39936
2012	1086	822	973	236	7991	2171	12347	1697	520	2382	1949	1651	3028	324	37177
2013	1260	825	1113	248	8092	2195	12179	1658	563	2575	2210	1848	3400	330	38496
2014	1192	988	1121	293	8688	2474	13963	1753	367	3799	2385	3189	4436	294	44942
2015	1331	693	1315	240	9224	2467	16159	1886	419	3101	2316	1670	4739	327	45887
2016	1514	776	1262	295	9723	2619	16627	2247	524	3362	2814	1946	5081	353	49143
2017	2006	867	1511	419	13181	2938	21485	2470	569	3634	2983	2727	5967	357	61114
Total	10772	6887	9312	2287	73962	19452	116950	15296	4657	23720	19782	18061	33237	2519	

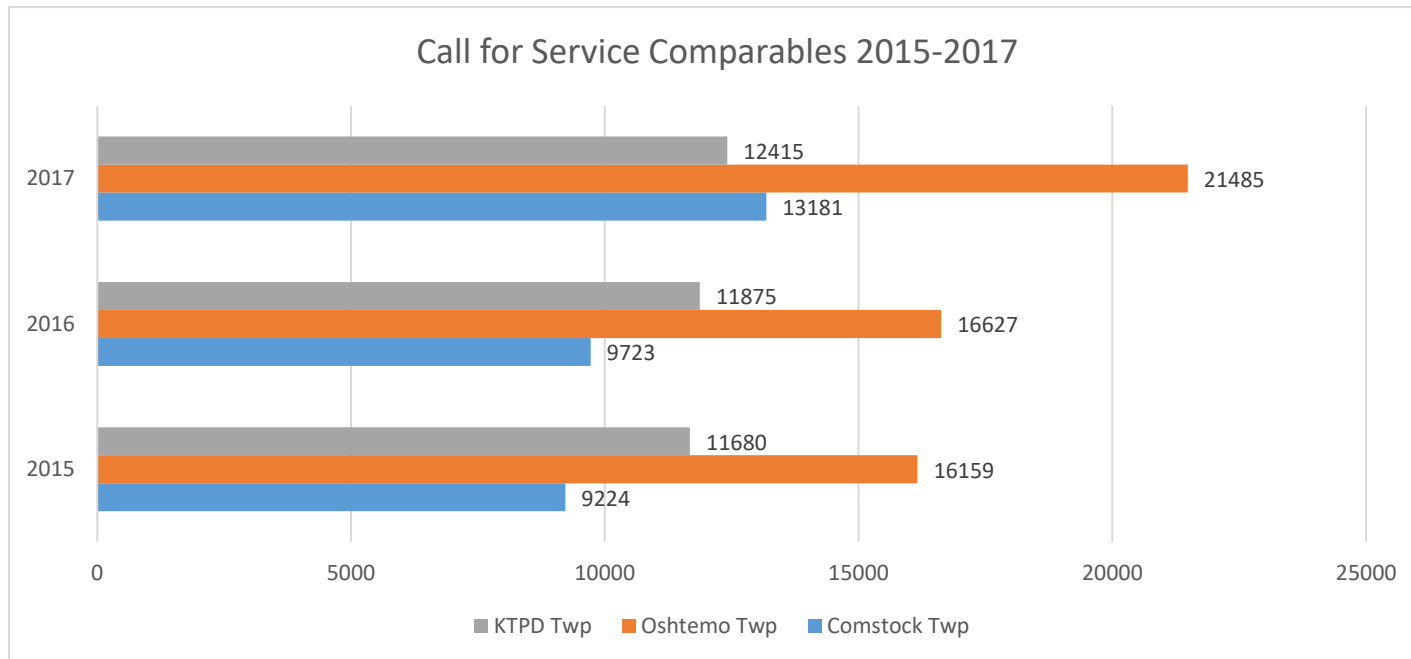
Comparisons available for Oshtemo Township. Above are absolute comparable data from 2010-2017. All data was pulled from the KCSO previous CAD system Intergraph.

Kalamazoo County Township Calls for Service 2015-2017 Graphed



Call for Service Comparable 2015-17 Comparable used are Comstock Twp & Kalamazoo Twp.

Year	Comstock Twp	Oshtemo Twp	KTPD Twp
2015	9224	16159	11680
2016	9723	16627	11875
2017	13181	21485	12415

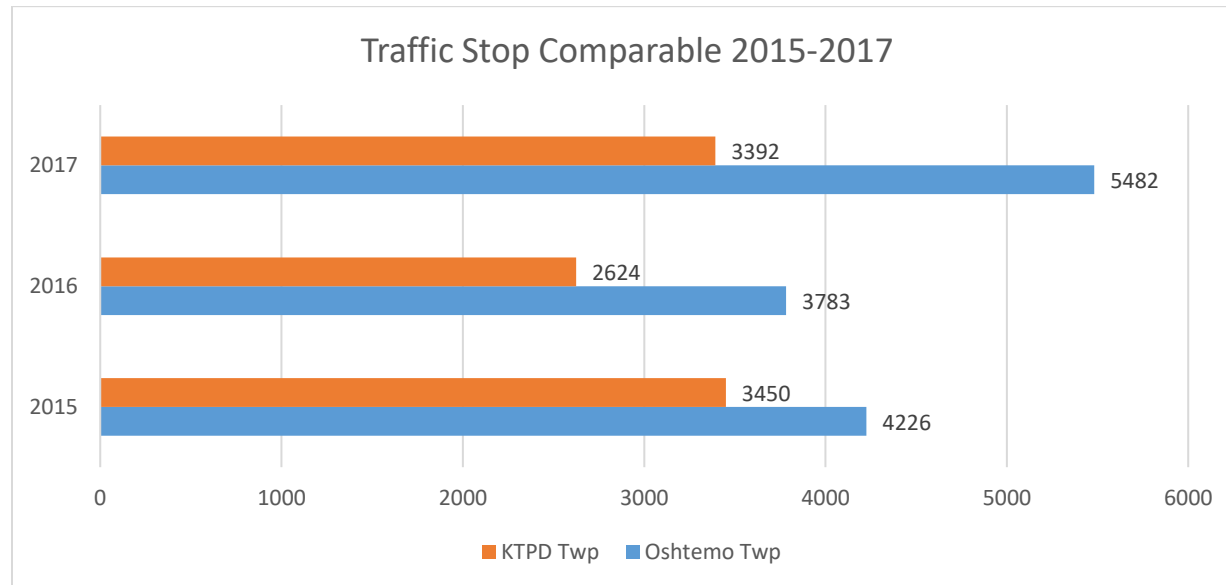


**Kalamazoo Township Police Department provided all statistical information provided in this report.*

**The Kalamazoo Township Police Department operated with 32 sworn Officers in 2015, 2016 and 2017.*

Traffic Stop Comparable 2015-17. Kalamazoo Twp. was used as comparable based on population.

Year	Oshtemo Twp	KTPD Twp
2015	4226	3450
2016	3783	2624
2017	5482	3392

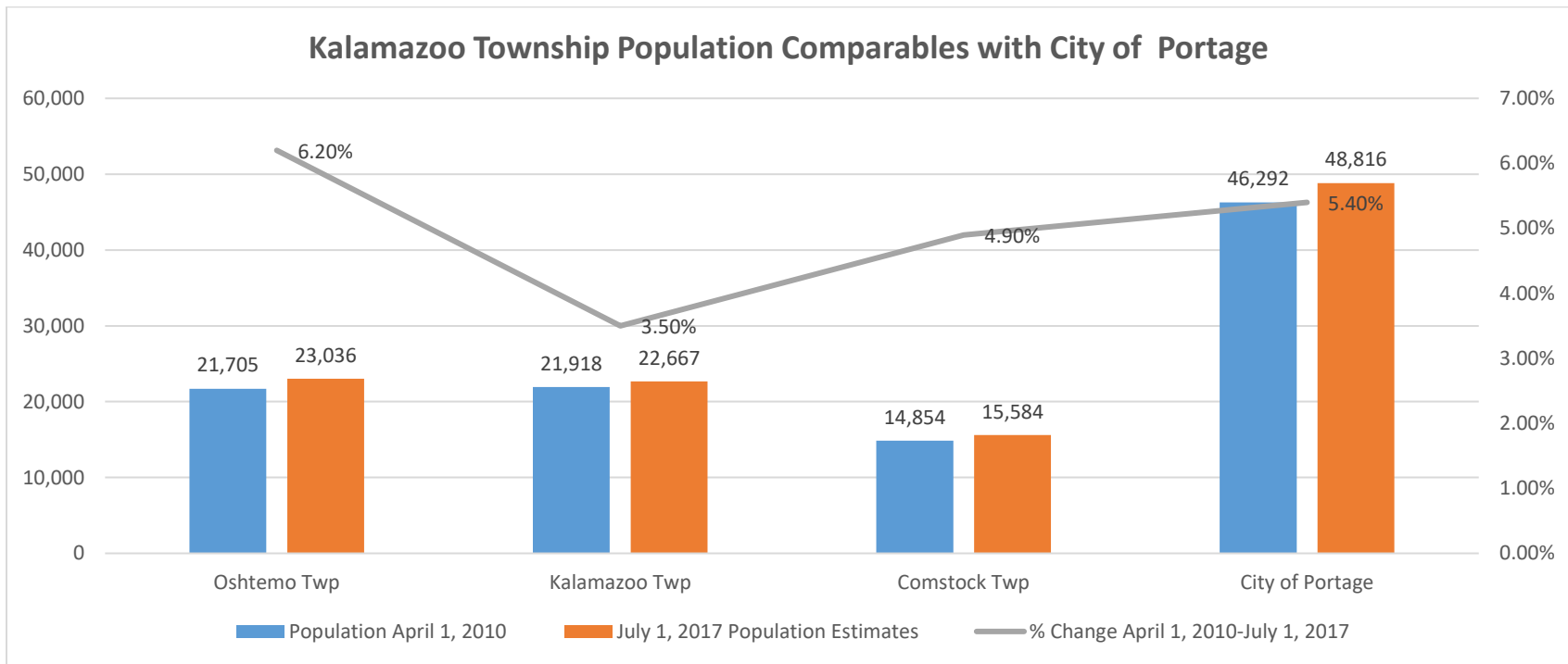


**Kalamazoo Township Police Department provided all statistical information provided in this report.*

**The Kalamazoo Township Police Department operated with 32 sworn Officers in 2015, 2016 and 2017.*

Kalamazoo Township Population comparables with City of Portage added.

	Oshtemo Twp	Kalamazoo Twp	Comstock Twp	City of Portage
Population April 1, 2010	21,705	21,918	14,854	46,292
July 1, 2017 Population Estimates	23,036	22,667	15,584	48,816
% Change April 1, 2010-July 1, 2017	6.20%	3.50%	4.90%	5.40%



**The current City of Portage population was added to give you an idea of where a growing township like Oshtemo is heading in slightly over 10 years at the current rate of growth.*

CAD Update/New Monthly Reports

KCSO and other agencies have now received the training needed to extract data from the new CAD system. A new monthly report is being created for all townships. This new report will feature a new structure and event types, resulting in a different appearance than previous township reports. It will still include basic data from the original reports such as Calls for Service and Traffic data. This report is expected in early February of 2019. It is the goal of the Sheriff's Office that we will be able to post this report on our KCSO website for any township official or citizen to access.

The collection and analysis of stats requires extra time and specialized qualifications including a detailed understanding of the data structure and relationships. Any stat or data not provided on the general township report shall need to be specifically requested from the Undersheriff or Sheriff on an as needed basis with the specific reason for the request.