

Performance Dashboard

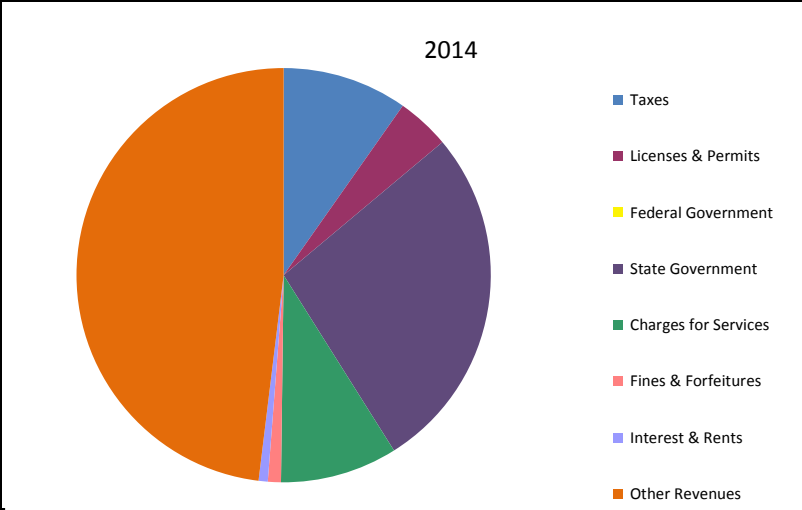
Local Unit Name: Charter Township of Oshtemo
Local Unit Code: 39-1-080

	2013	2014	Trend	Performance
Fiscal Stability				
Annual General Fund expenditures per capita	\$86	\$102	↑ 18.9%	Positive
Fund Balance as % of annual General Fund expenditures	220.2%	216.9%	↓ -1.5%	Positive
Unfunded pension & OPEB liability, as a % of annual General Fund revenue	Fully Funded	Fully Funded	→ 0.0%	Positive
Debt burden per capita	\$3	\$2	↓ -50.4%	Positive
Number of services delivered via cooperative venture	7	7	→ 0.0%	Neutral
Economic Strength				
% of community with access to high speed broadband	97%	98%	→ 0.2%	Neutral
% of community age 25+ with Bachelor's degree or higher	44%	44%	→ 0.0%	Neutral
Public Safety				
Violent crimes per thousand	3	13	↑ 317.8%	Negative
Property crimes per thousand	31	24	↓ -22.1%	Positive
Traffic injuries or fatalities	81	99	↑ 22.2%	Negative
Quality of Life				
Miles of sidewalks and non-motorized paths/trails as a factor of total miles of local/major roads & streets	0.09	0.11	↑ 18.9%	Positive
Percent of General Fund expenditures committed to arts, culture and recreation	5.2%	14.7%	↑ 181.6%	Positive
Acres of parks per thousand residents	4.3	4.3	→ 0.0%	Neutral
Percent of community being provided with curbside recycling	53%	53%	→ 0.0%	Neutral

CITIZENS' GUIDE TO LOCAL UNIT FINANCES - Oshtemo Charter Township - Kalamazoo

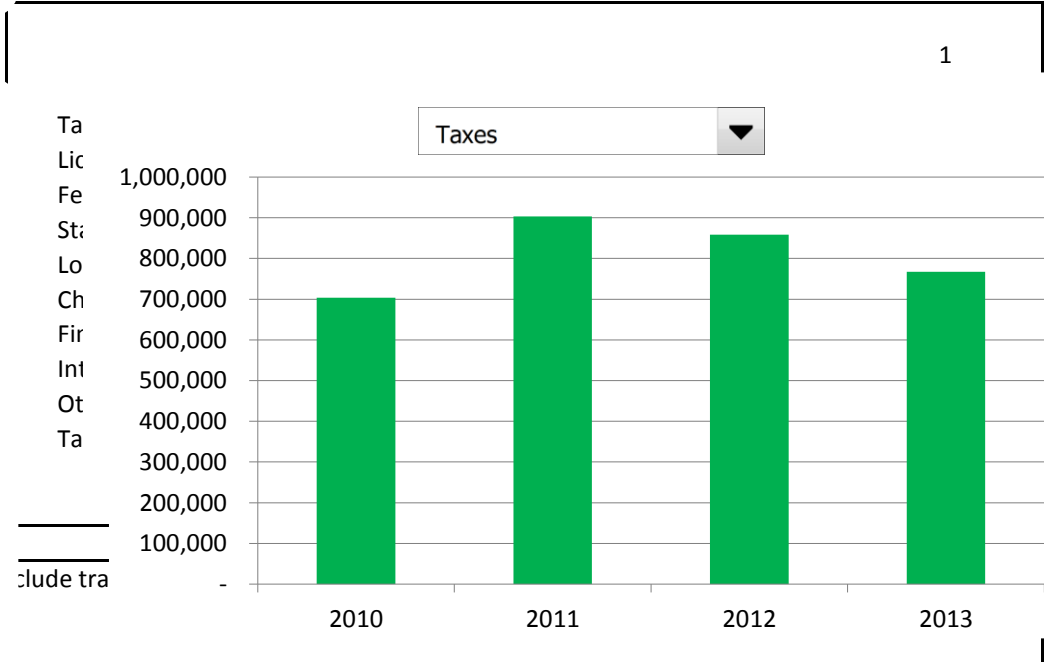
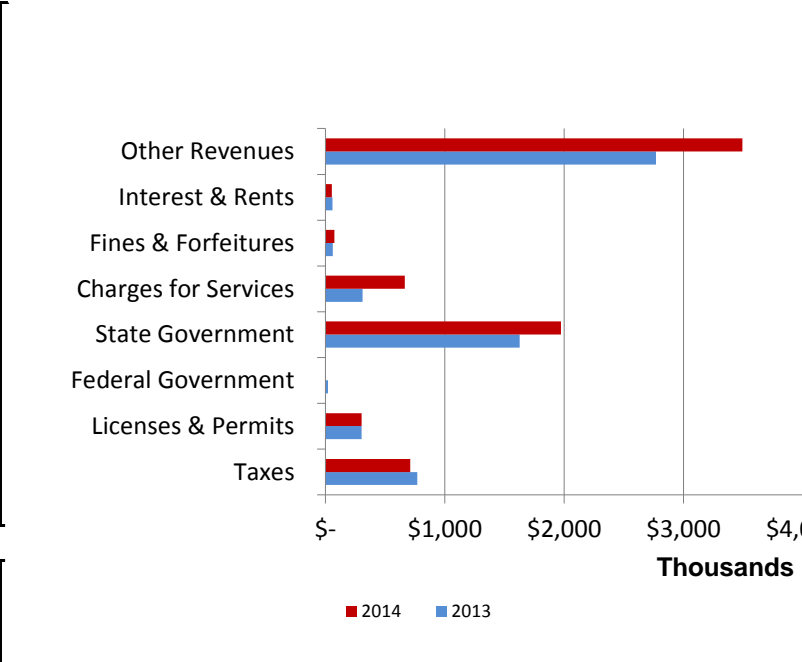
1. Where our money comes from (all governmental funds)

2. Compared to the prior year



	2013	2014	Change
Taxes	\$ 767,508	\$ 708,801	-7.65%
Licenses & Permits	\$ 302,542	\$ 301,200	-0.44%
Federal Government	\$ 19,526	\$ -	-100.00%
State Government	\$ 1,627,252	\$ 1,973,037	21.25%
Charges for Services	\$ 310,492	\$ 664,807	114.11%
Fines & Forfeitures	\$ 61,108	\$ 73,932	20.99%
Interest & Rents	\$ 56,820	\$ 51,831	-8.78%
Other Revenues	\$ 2,768,083	\$ 3,492,332	26.16%
Total Revenues	\$ 5,913,331	\$ 7,265,940	22.87%

4. Historical trends of individual sources

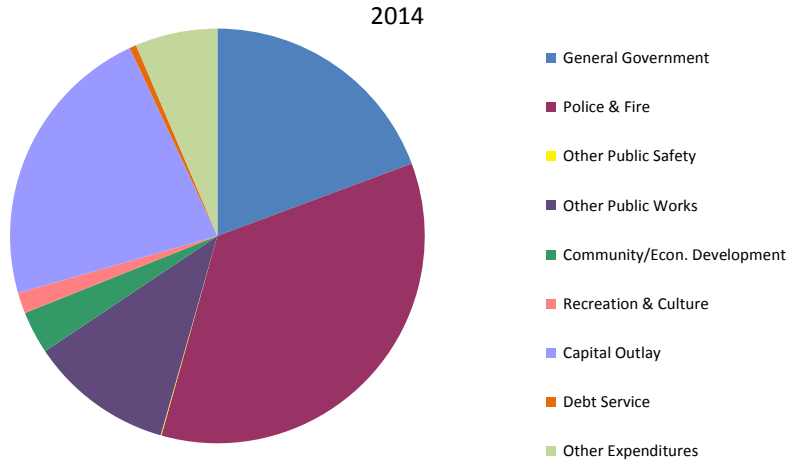


For more information on our unit's finances, contact Nancy Culp at (269) 375-4260.

CITIZENS' GUIDE TO LOCAL UNIT FINANCES - Oshtemo Charter Township - Kalamazoo

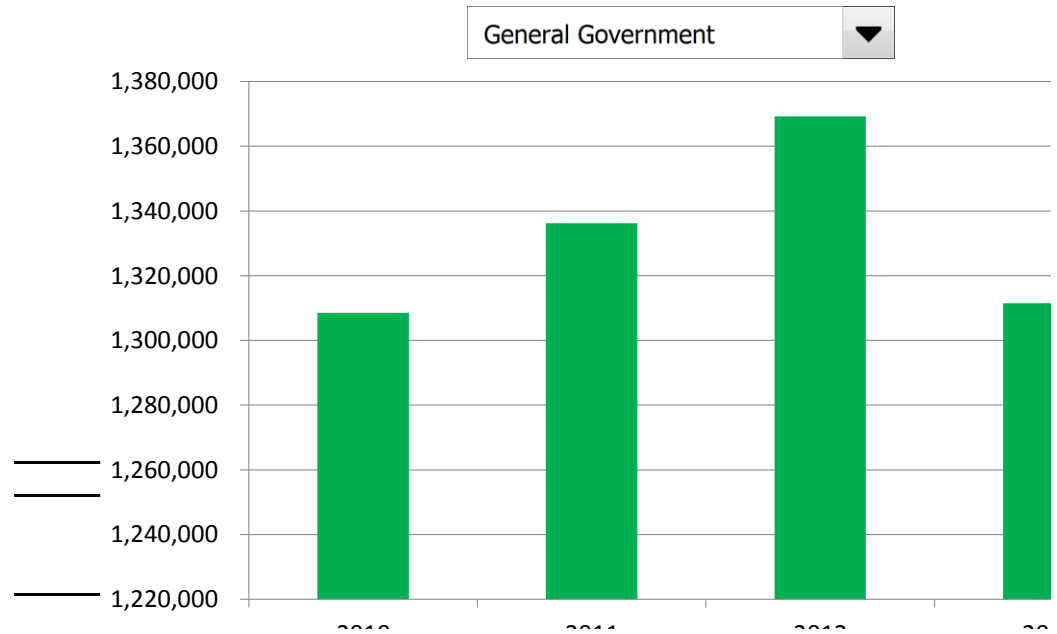
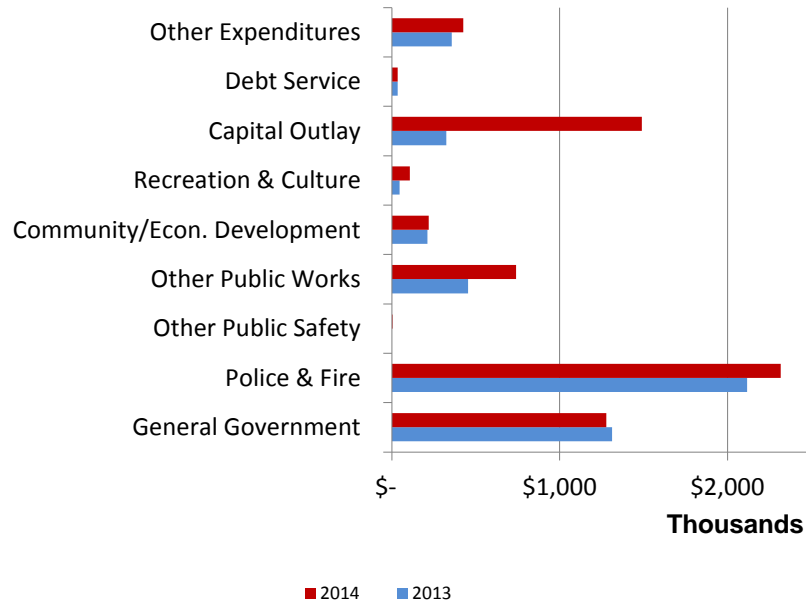
1. Where we spend our money (all governmental funds)

2. Compared to the prior year



	2013	2014	Change
General Government	\$ 1,311,440	\$ 1,278,520	-2.51%
Police & Fire	\$ 2,116,836	\$ 2,317,281	9.47%
Other Public Safety	\$ -	\$ 4,219	N/A
Other Public Works	\$ 454,737	\$ 740,707	62.89%
Community/Econ. Development	\$ 211,783	\$ 219,744	3.76%
Recreation & Culture	\$ 45,665	\$ 106,702	133.66%
Capital Outlay	\$ 324,800	\$ 1,488,733	358.35%
Debt Service	\$ 35,000	\$ 35,000	0.00%
Other Expenditures	\$ 356,045	\$ 424,681	19.28%
Total Expenditures	\$ 4,856,306	\$ 6,615,587	36.23%

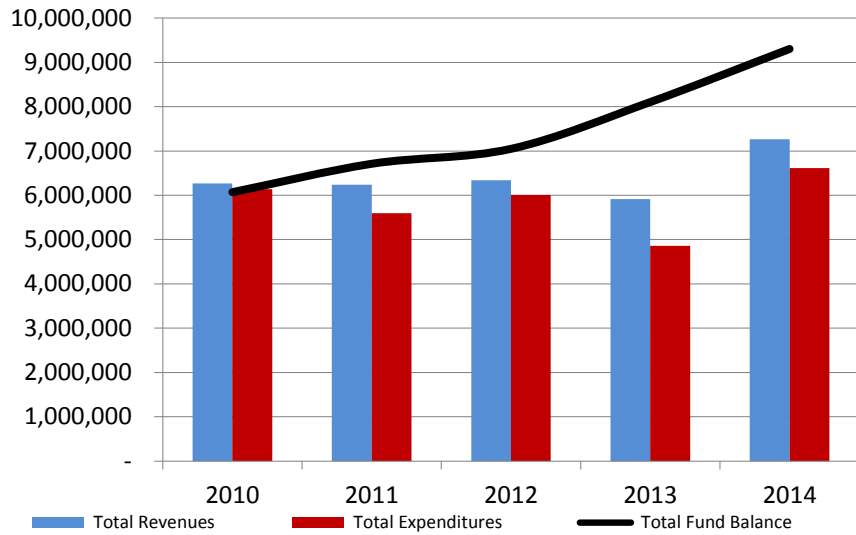
Historical trends of individual departments:



CITIZENS' GUIDE TO LOCAL UNIT FINANCES - Oshtemo Charter Township - Kalamazoo

1. How have we managed our governmental fund resources (fund balance)

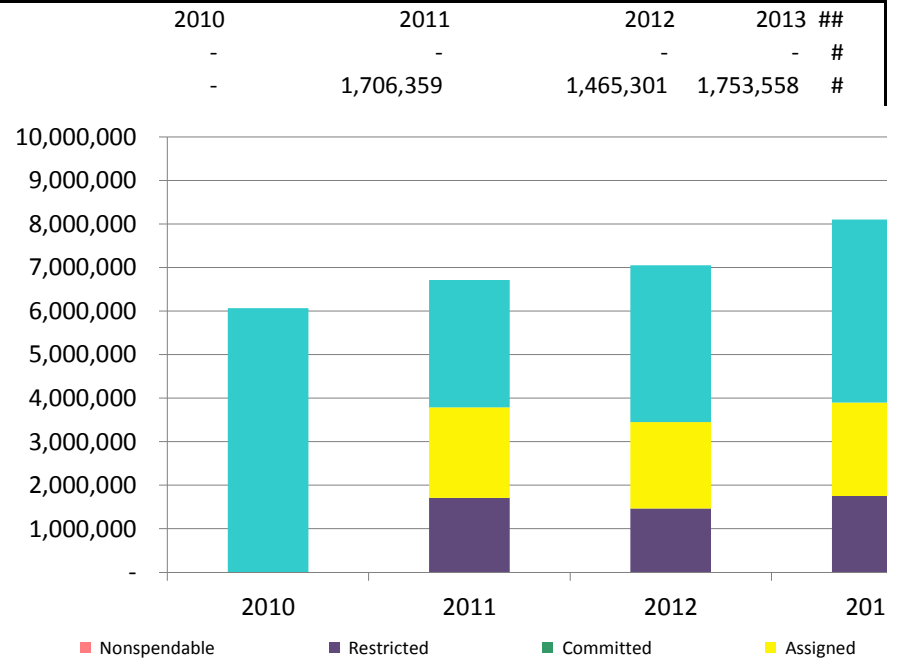
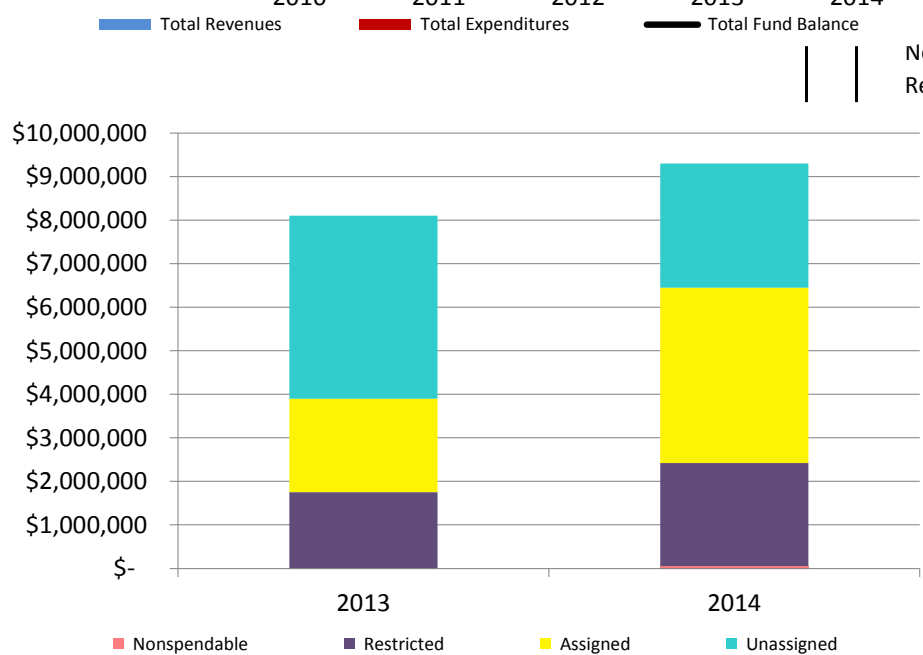
2. Compared to the prior year



	2013	2014	Change
Revenues	\$ 5,913,331	\$ 7,265,940	22.87%
Expenditures	\$ 4,856,306	\$ 6,615,587	36.23%
Surplus (Shortfall)	\$ 1,057,025	\$ 650,353	-38.47%

Fund balance, by component:	2013	2014	Change
Nonspendable	\$ -	\$ 57,793	N/A
Restricted	\$ 1,753,558	\$ 2,361,249	34.65%
Assigned	\$ 2,145,732	\$ 4,026,359	87.65%
Unassigned	\$ 4,206,064	\$ 2,857,914	-32.05%
Total Fund Balance	\$ 8,105,354	\$ 9,303,315	14.78%

Historical trends of individual components



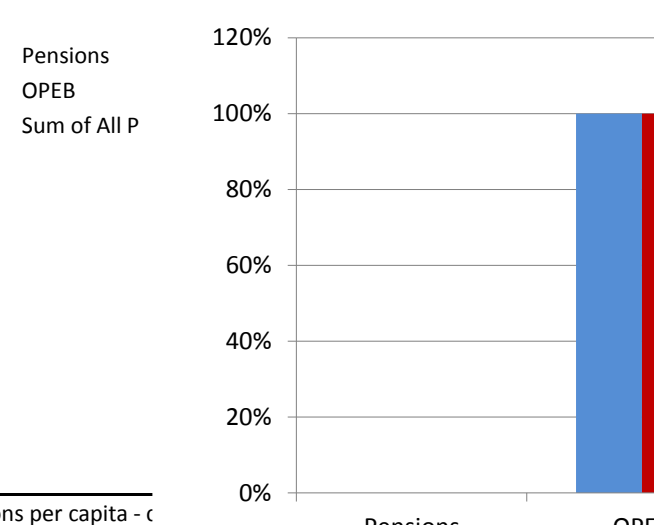
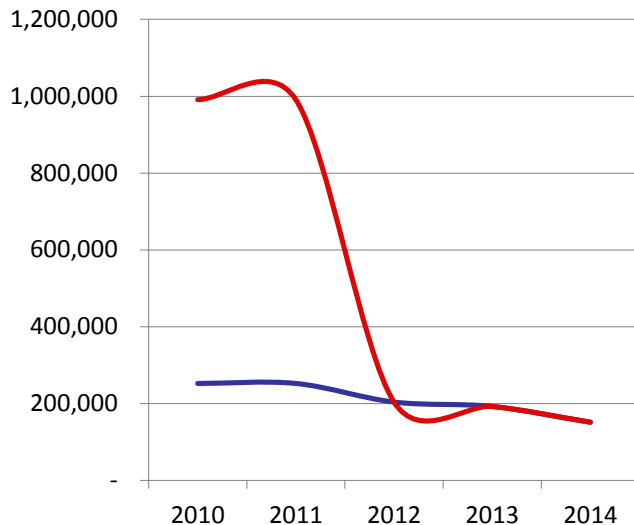
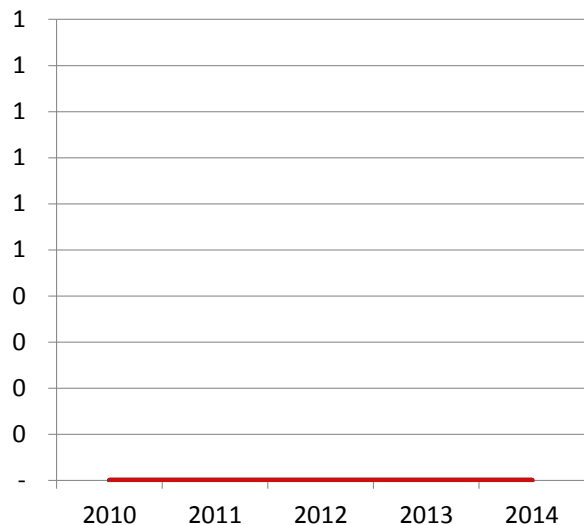
For more information on our unit's finances, contact Nancy Culp at (269) 375-4260.

CITIZENS' GUIDE TO LOCAL UNIT FINANCES - Oshtemo Charter Township - Kalamazoo

1. Pension funding status

2. Retiree Health care funding status

3. Percent funded - compared to the prior year



— Assets — Actuarial Liability

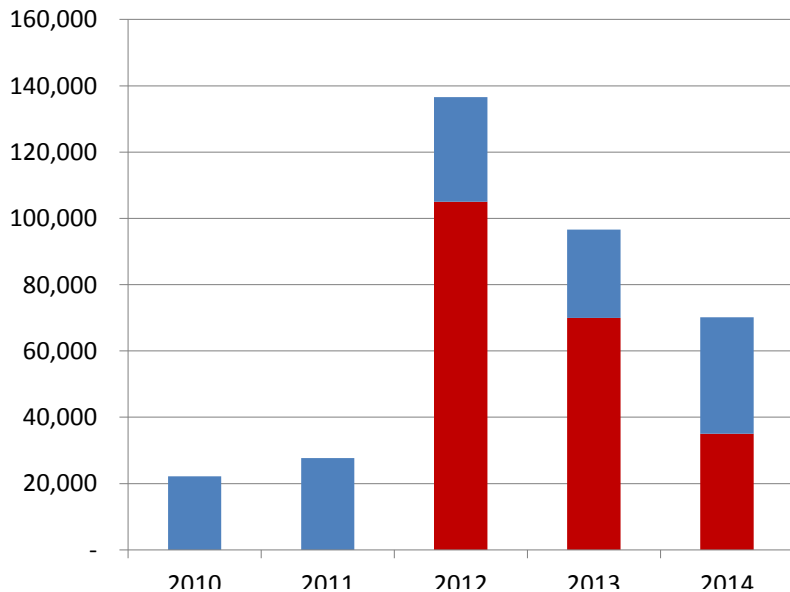
Structurec - - # # ###

Employee # # # # ###

— Assets — Actuarial Liability

Struc 3.14 1.56

Empl 1.20 1.57



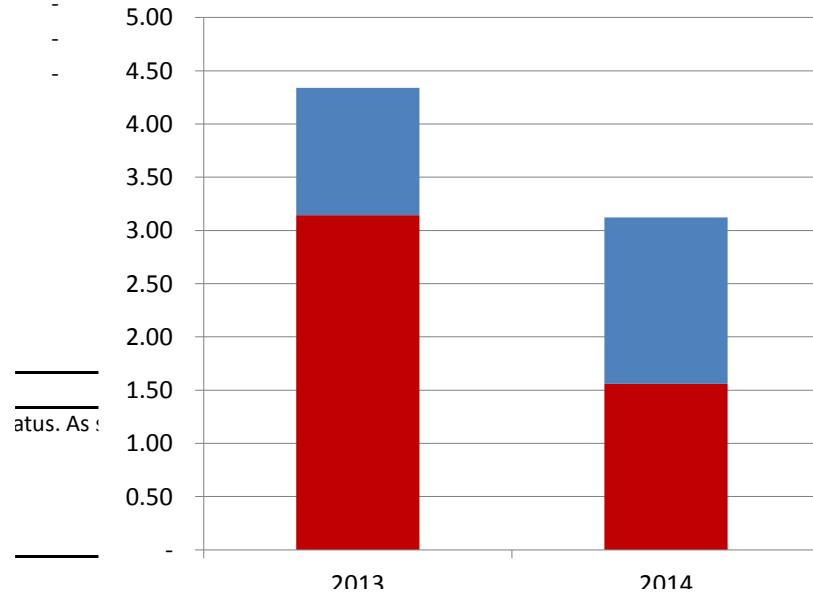
■ Other Claims & Contingencies

■ Uninsured Losses

■ Landfill Closure & Postclosure Care

■ Employee Compensated Absences

■ Structured Debt



Projected Budget Report

Local Unit Name: Local Unit Code: Current Fiscal Year End Date: Fund Name:	Oshtemo Charter Township 39-1-080 12/31/2015 General Fund
---	--

REVENUES	2015 Budget	Percentage Change	2016 Budget	Assumptions
Property Taxes	\$ 730,943	20.44 %	\$ 880,330	One time \$268,800 grant expected in 2016
State Revenue Sharing	\$ 1,785,341	(0.06) %	\$ 1,784,278	
Licenses & Permits	\$ 227,500	(14.51) %	\$ 194,500	
Interest and Rental Income	\$ 18,800	-	\$ 18,800	
Grant Revenues	\$ 13,000	2,060.00 %	\$ 280,800	
Other Revenues	\$ 181,927	1.14 %	\$ 184,000	
Total Revenues	\$ 2,957,511		\$ 3,342,708	
EXPENDITURES	2015 Budget	Percentage Change	2016 Budget	Assumptions
General Government	\$ 1,609,009	6.85 %	\$ 1,719,168	Building department activity \$600,000 transfer to fund capital project in 2015
Other Public Safety	\$ 19,360	80.19 %	\$ 34,885	
Roads	\$ 200,000	75.00 %	\$ 350,000	
Other Public Works	\$ 139,075	2.10 %	\$ 142,000	
Community & Economic Development	\$ 215,467	(6.54) %	\$ 201,375	
Capital Outlay	\$ 1,531,260	36.20 %	\$ 2,085,500	
Interfund Transfers (Out)	\$ 944,650	(76.08) %	\$ 226,000	
Total Expenditures	\$ 4,658,821		\$ 4,758,928	
Net Revenues (Expenditures)	\$ (1,701,310)		\$ (1,416,220)	
Beginning Fund Balance	\$ 4,965,237		\$ 3,263,927	
Ending Fund Balance	\$ 3,263,927		\$ 1,847,707	

Commentary: The Building Fund was combined with the General Fund in Fiscal Year 2014 and is included in the budgets above.

Debt Service Report

Local Unit Name: Charter Township of Oshtemo
Local Unit Code: 39-1-080
Current Fiscal Year End Date: 12/31/2015

Debt Name: Land contract payable
Issuance Date: 5/3/2012
Issuance Amount: \$175,000
Debt Instrument (or Type): Contract payable
Repayment Source(s): Available resources in the Township General Fund

Years Ending	Principal	Interest	Total
2015	\$ -	\$ -	\$ -
	\$ -	\$ -	\$ -
	\$ -	\$ -	\$ -
	\$ -	\$ -	\$ -
	\$ -	\$ -	\$ -
	\$ -	\$ -	\$ -
	\$ -	\$ -	\$ -
	\$ -	\$ -	\$ -
Totals	\$ -	\$ -	\$ -

Commentary: Paid off in FY 2015