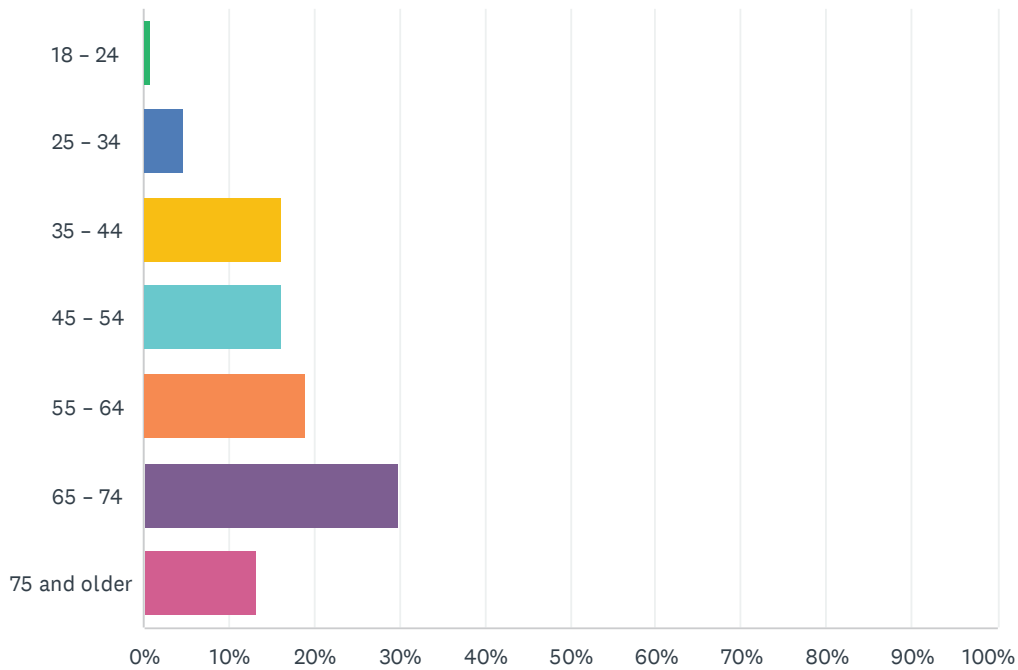


Q1 What is your age:

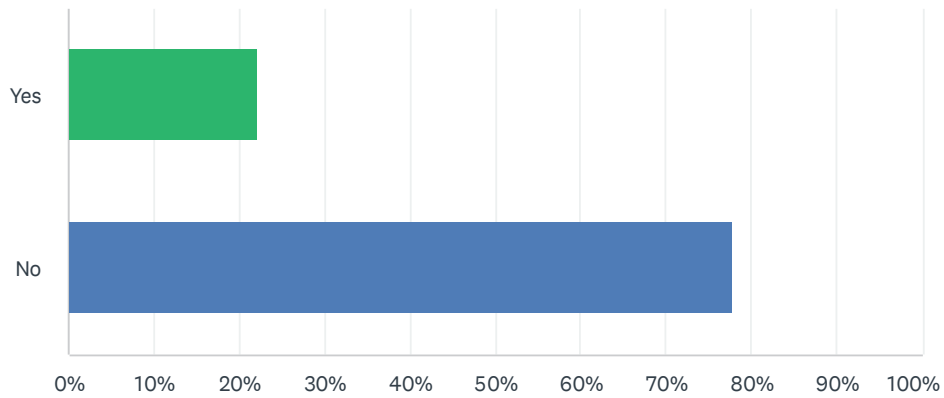
Answered: 401 Skipped: 1



ANSWER CHOICES	RESPONSES	
18 - 24	0.75%	3
25 - 34	4.74%	19
35 - 44	16.21%	65
45 - 54	16.21%	65
55 - 64	18.95%	76
65 - 74	29.93%	120
75 and older	13.22%	53
TOTAL		401

Q2 Do you have school-aged children in your home?

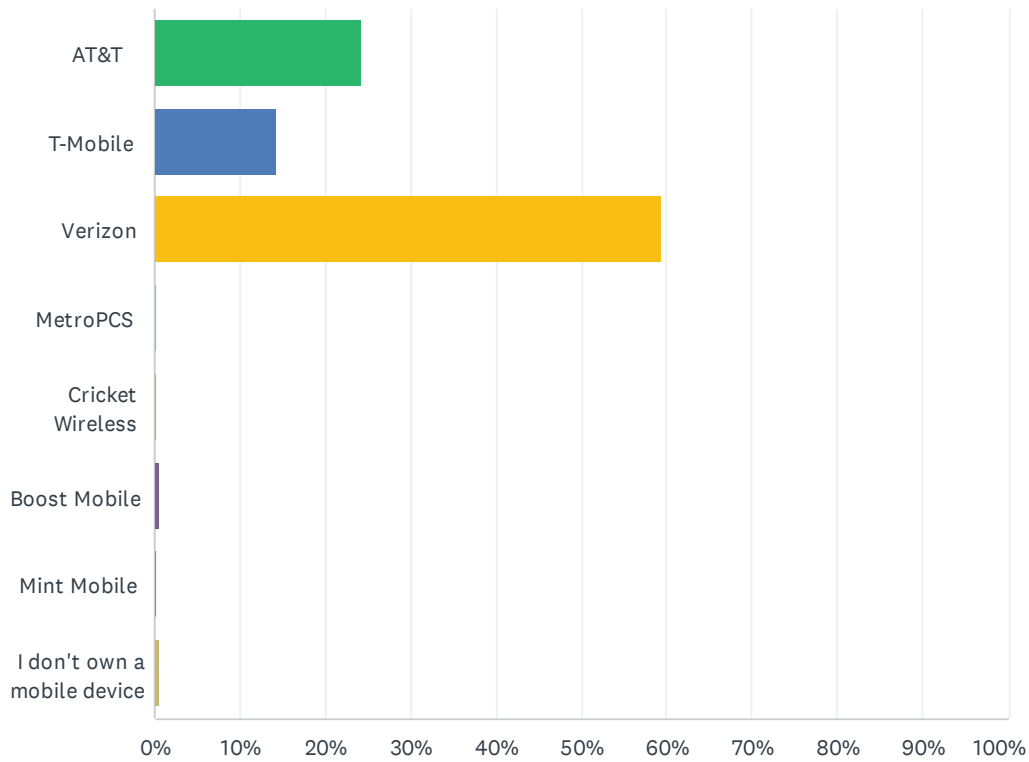
Answered: 400 Skipped: 2



ANSWER CHOICES	RESPONSES	
Yes	22.25%	89
No	77.75%	311
TOTAL		400

Q3 If you own a mobile device, who is your provider?

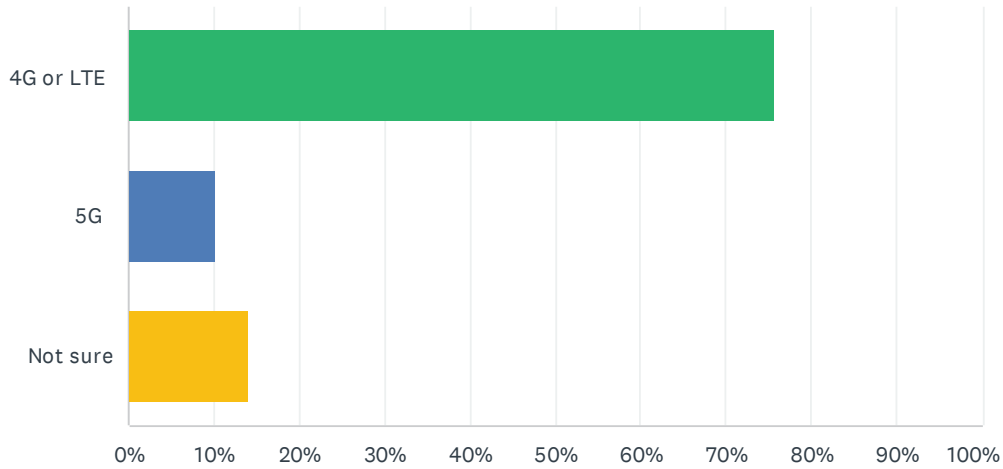
Answered: 338 Skipped: 64



ANSWER CHOICES	RESPONSES	
AT&T	24.26%	82
T-Mobile	14.20%	48
Verizon	59.47%	201
MetroPCS	0.30%	1
Cricket Wireless	0.30%	1
Boost Mobile	0.59%	2
Mint Mobile	0.30%	1
I don't own a mobile device	0.59%	2
TOTAL		338

Q4 When using your phone at home (without Wifi), does it say "4G," "LTE," or "5G" at the top?

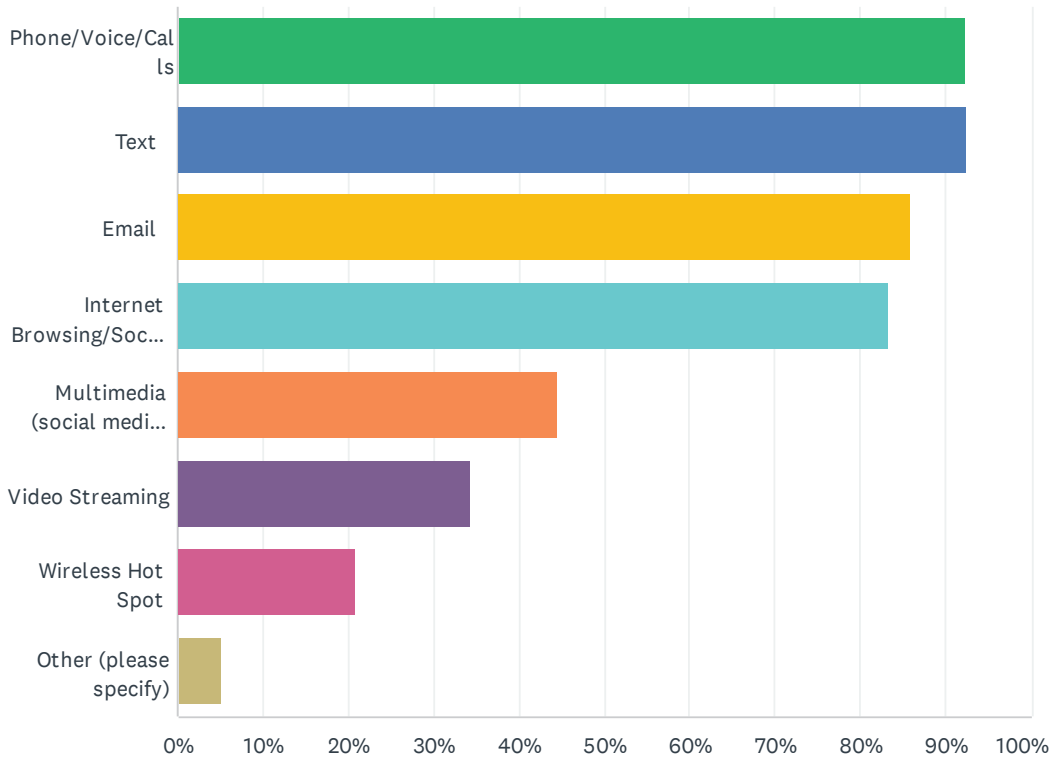
Answered: 358 Skipped: 44



ANSWER CHOICES	RESPONSES	
4G or LTE	75.70%	271
5G	10.34%	37
Not sure	13.97%	50
TOTAL		358

Q5 What is your mobile device primarily used for? (Check all that apply)

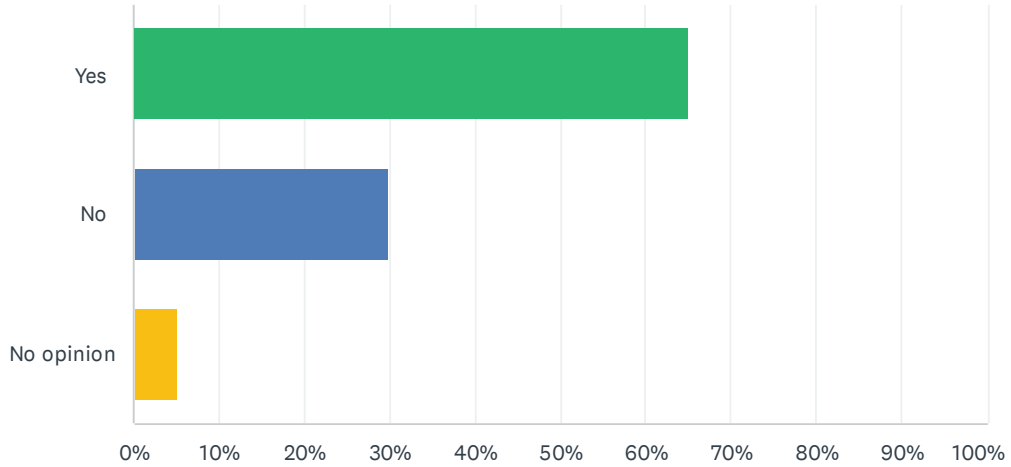
Answered: 365 Skipped: 37



ANSWER CHOICES	RESPONSES	
Phone/Voice/Calls	92.33%	337
Text	92.60%	338
Email	86.03%	314
Internet Browsing/Social Media	83.29%	304
Multimedia (social media platforms)	44.66%	163
Video Streaming	34.25%	125
Wireless Hot Spot	20.82%	76
Other (please specify)	5.21%	19
Total Respondents: 365		

Q6 Does your service provider offer coverage that meets your mobile needs?

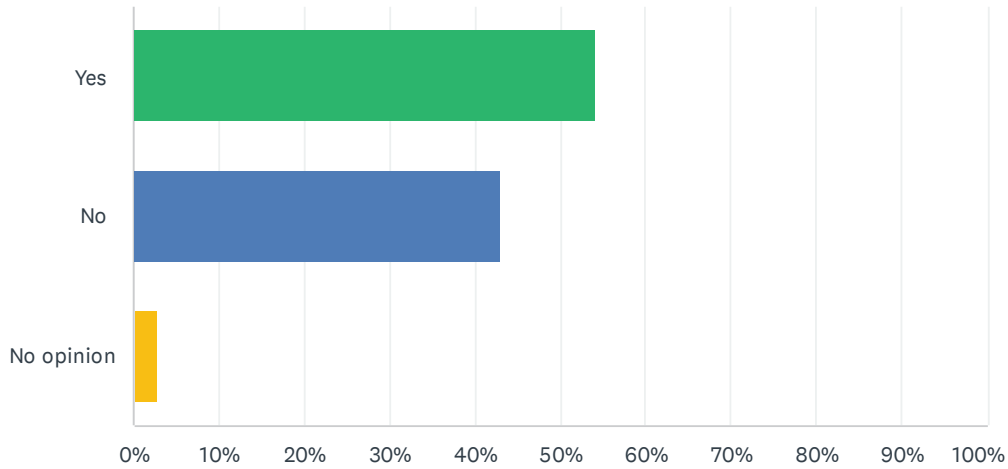
Answered: 365 Skipped: 37



ANSWER CHOICES	RESPONSES	
Yes	64.93%	237
No	29.86%	109
No opinion	5.21%	19
TOTAL		365

Q7 Does your primary residence have sufficient wireless service to meet your needs?

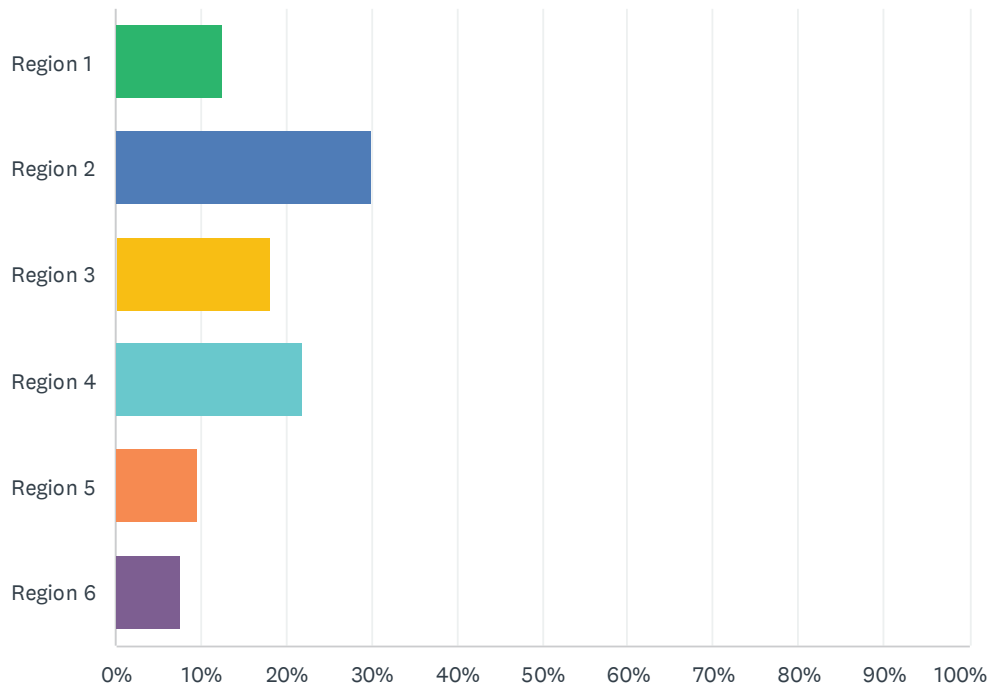
Answered: 365 Skipped: 37



ANSWER CHOICES	RESPONSES	
Yes	54.25%	198
No	43.01%	157
No opinion	2.74%	10
TOTAL		365

Q8 Based on the following graphic, which region do you live in?

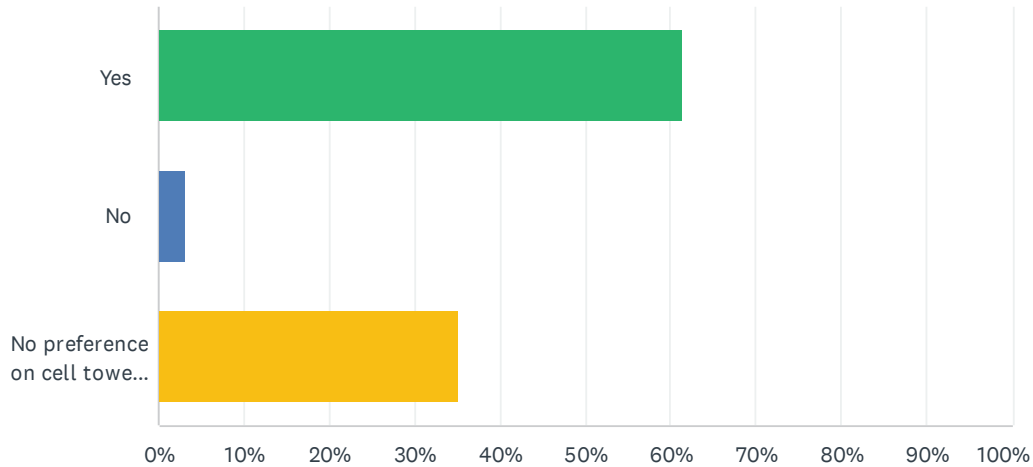
Answered: 365 Skipped: 37



ANSWER CHOICES	RESPONSES	
Region 1	12.60%	46
Region 2	30.14%	110
Region 3	18.08%	66
Region 4	21.92%	80
Region 5	9.59%	35
Region 6	7.67%	28
TOTAL		365

Q9 If additional cell towers were to be constructed within the Township, should those towers be designed to blend into the natural landscape?

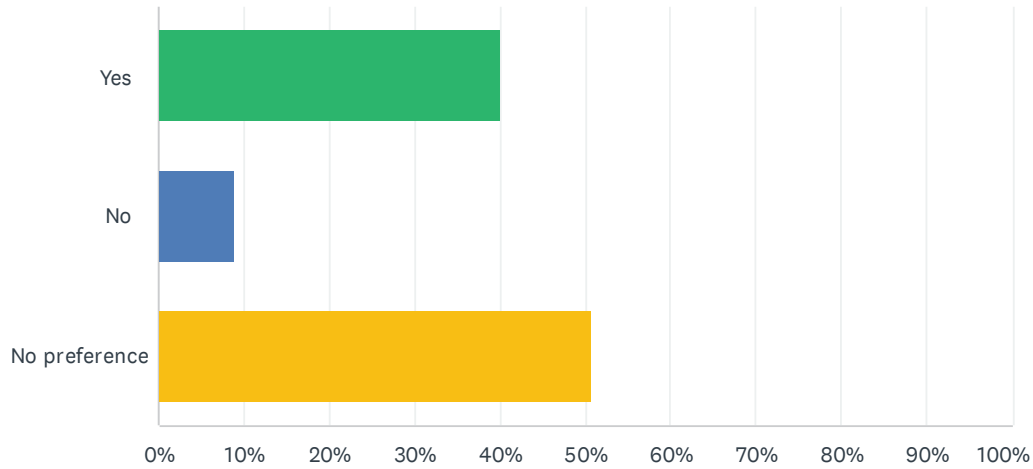
Answered: 366 Skipped: 36



ANSWER CHOICES	RESPONSES	
Yes	61.48%	225
No	3.28%	12
No preference on cell tower design	35.25%	129
TOTAL		366

Q10 Should the Township encourage cellular antennas to be attached to existing buildings, structures, or infrastructure?

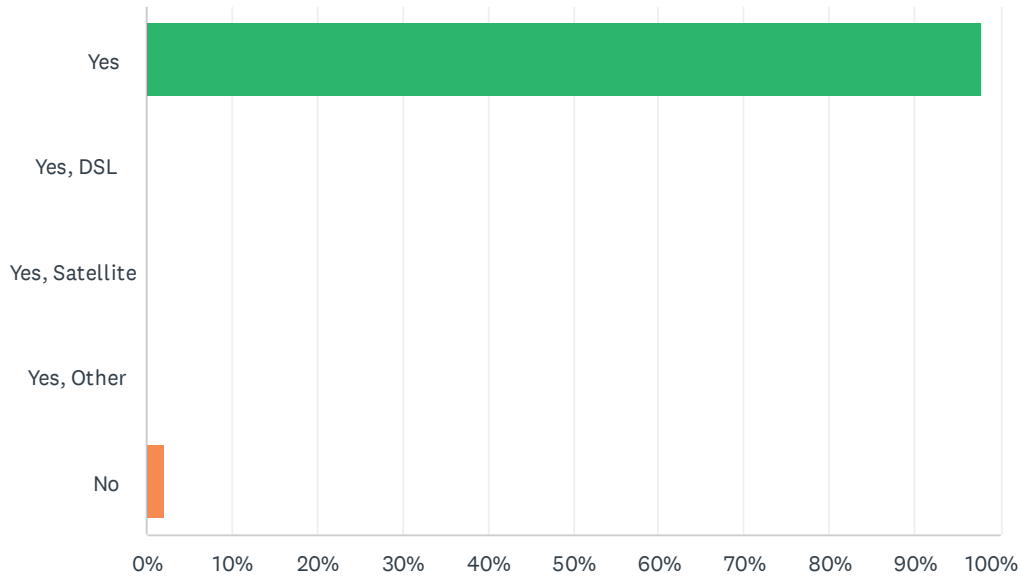
Answered: 366 Skipped: 36



ANSWER CHOICES	RESPONSES	
Yes	40.16%	147
No	9.02%	33
No preference	50.82%	186
TOTAL		366

Q11 Do you have internet service at your primary residence?

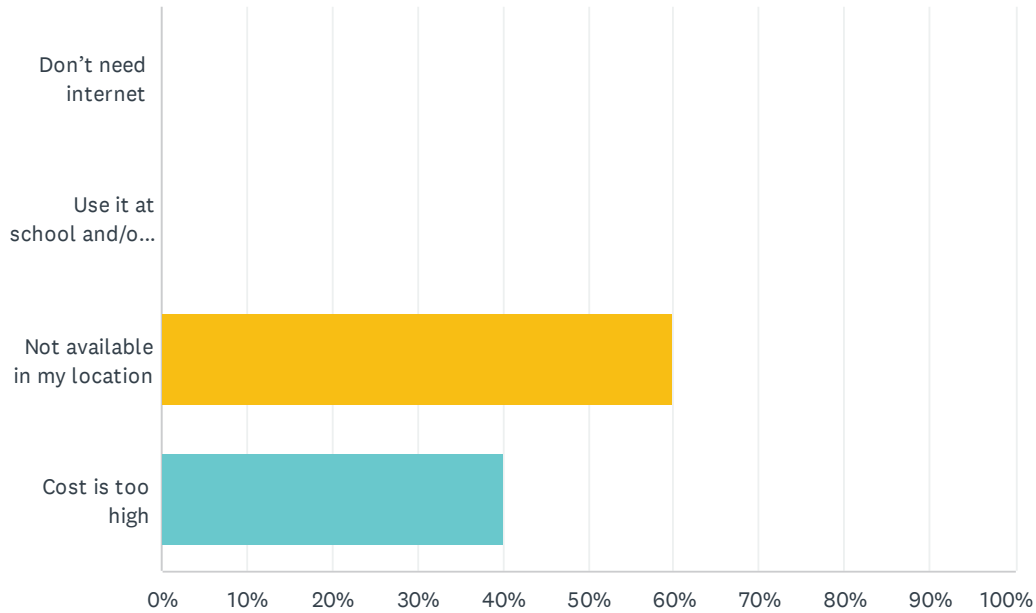
Answered: 370 Skipped: 32



ANSWER CHOICES	RESPONSES	
Yes	97.84%	362
Yes, DSL	0.00%	0
Yes, Satellite	0.00%	0
Yes, Other	0.00%	0
No	2.16%	8
TOTAL		370

Q12 If you do not have internet service at your primary residence, please check the reason(s) why:

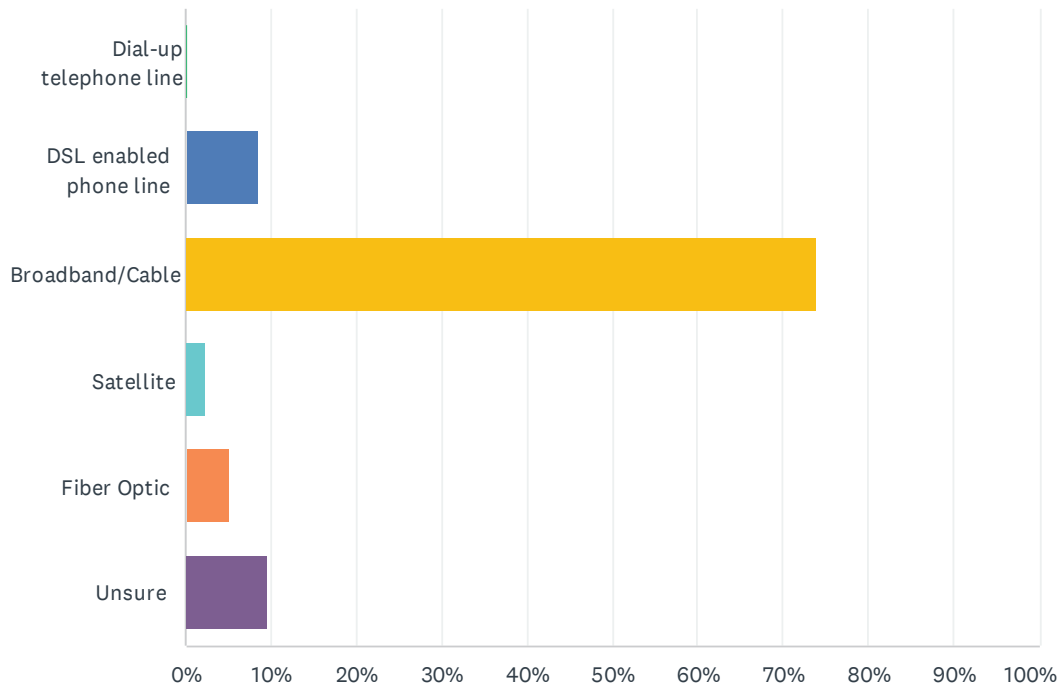
Answered: 5 Skipped: 397



ANSWER CHOICES	RESPONSES
Don't need internet	0.00% 0
Use it at school and/or work	0.00% 0
Not available in my location	60.00% 3
Cost is too high	40.00% 2
TOTAL	5

Q13 How is your internet service provided to your primary residence?

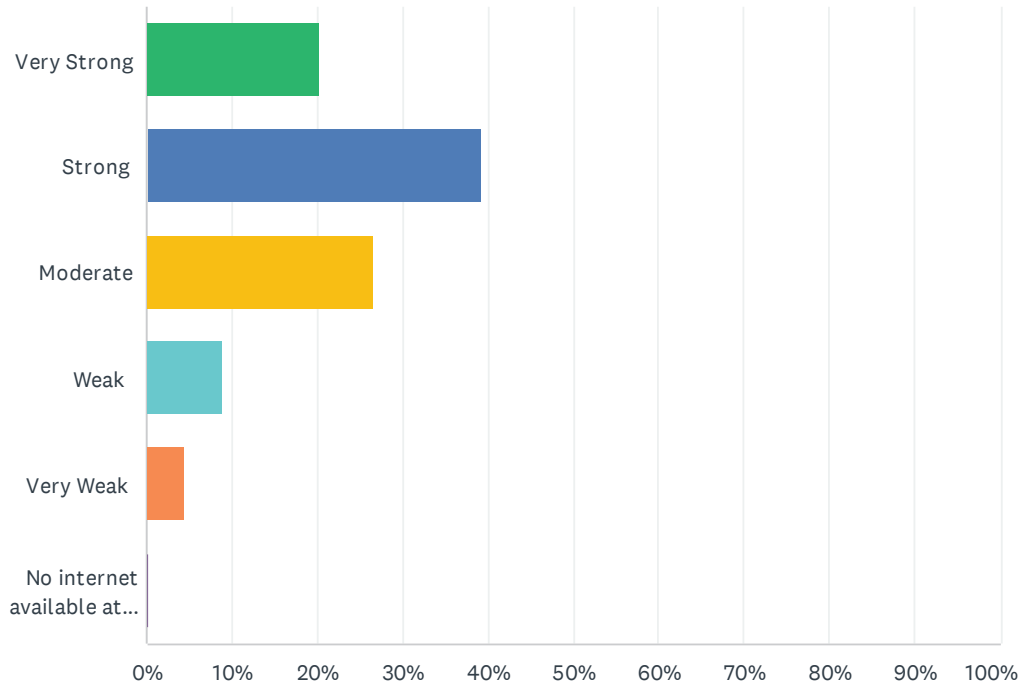
Answered: 351 Skipped: 51



ANSWER CHOICES	RESPONSES
Dial-up telephone line	0.28% 1
DSL enabled phone line	8.55% 30
Broadband/Cable	74.07% 260
Satellite	2.28% 8
Fiber Optic	5.13% 18
Unsure	9.69% 34
TOTAL	351

Q14 How strong is your internet service (able to maintain connections consistently)?

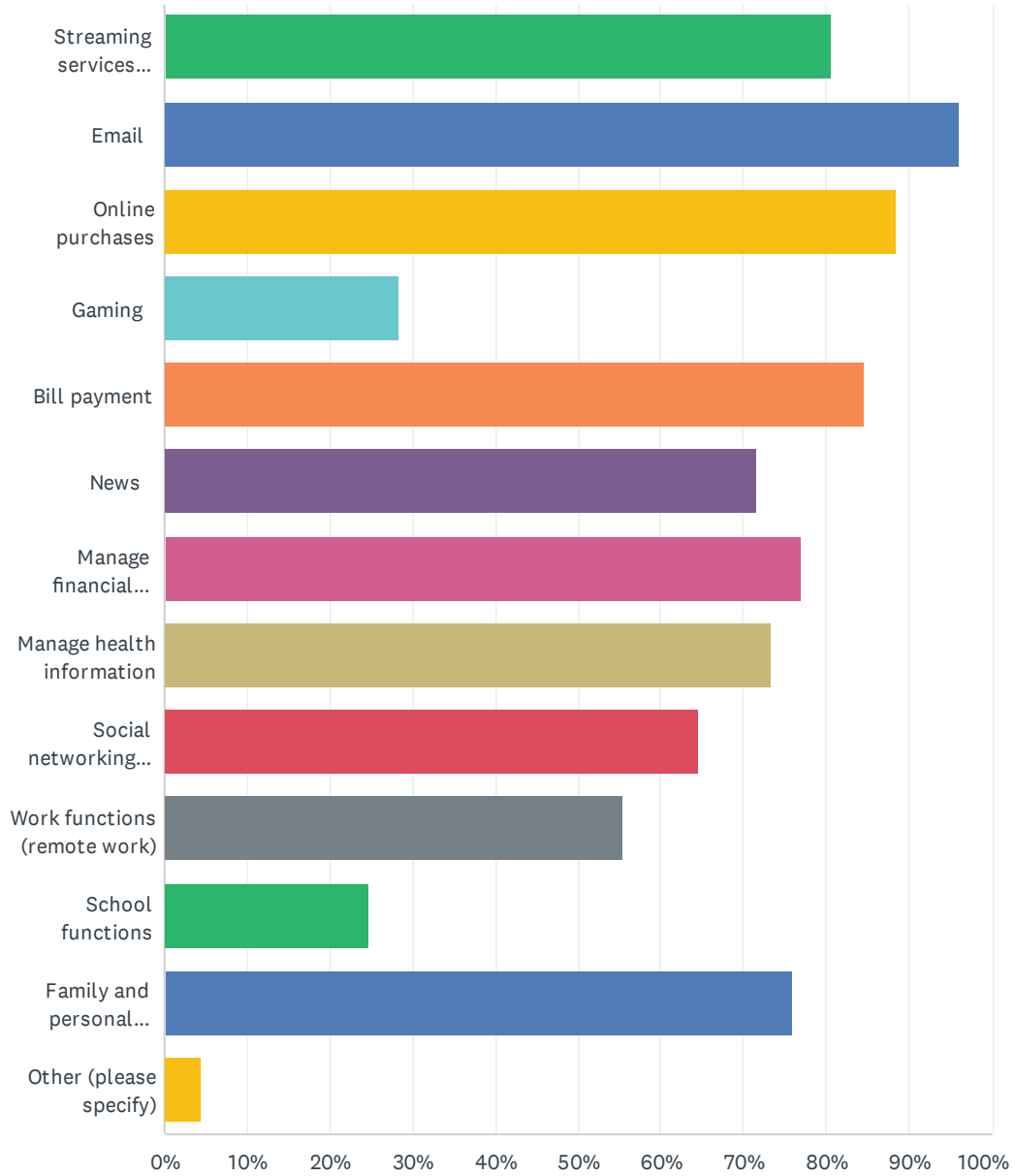
Answered: 356 Skipped: 46



ANSWER CHOICES	RESPONSES	
Very Strong	20.22%	72
Strong	39.33%	140
Moderate	26.69%	95
Weak	8.99%	32
Very Weak	4.49%	16
No internet available at my primary residence	0.28%	1
TOTAL		356

Q15 What are some of the main functions you use internet at your primary residence for (check all that apply):

Answered: 356 Skipped: 46

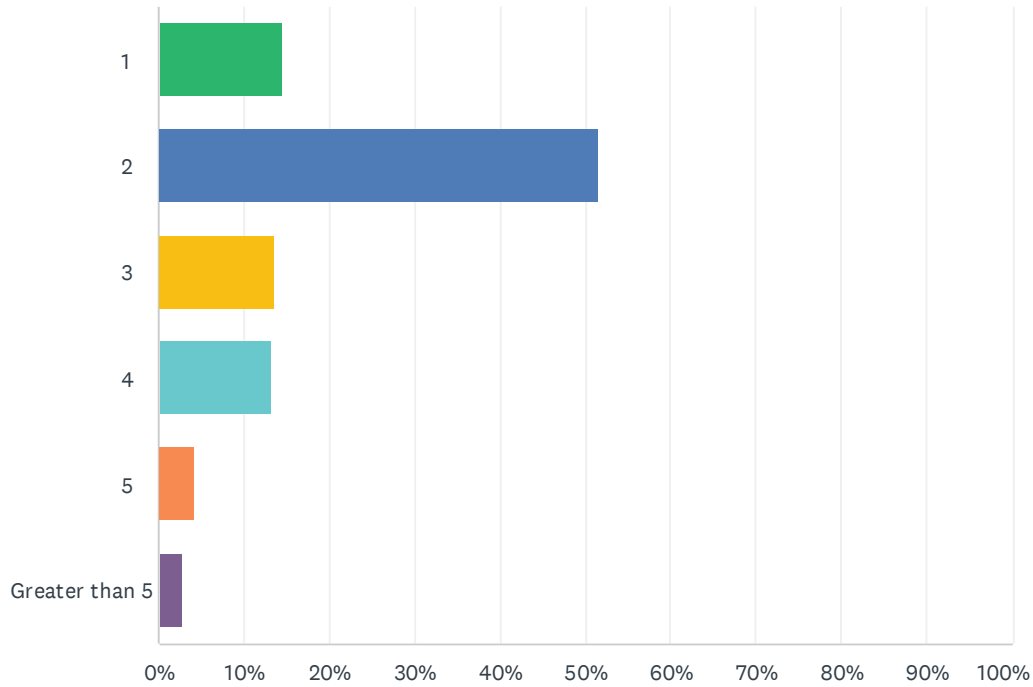


Oshtemo Township 5G & Broadband Survey

ANSWER CHOICES	RESPONSES	
Streaming services (Netflix, Hulu, Disney+, HBO, etc)	80.62%	287
Email	96.07%	342
Online purchases	88.48%	315
Gaming	28.37%	101
Bill payment	84.55%	301
News	71.63%	255
Manage financial information	76.97%	274
Manage health information	73.31%	261
Social networking (Facebook, Twitter, Instagram, TikTok, etc.)	64.61%	230
Work functions (remote work)	55.34%	197
School functions	24.72%	88
Family and personal connections	75.84%	270
Other (please specify)	4.49%	16
Total Respondents: 356		

Q16 How many persons actively use the internet in your primary residence?

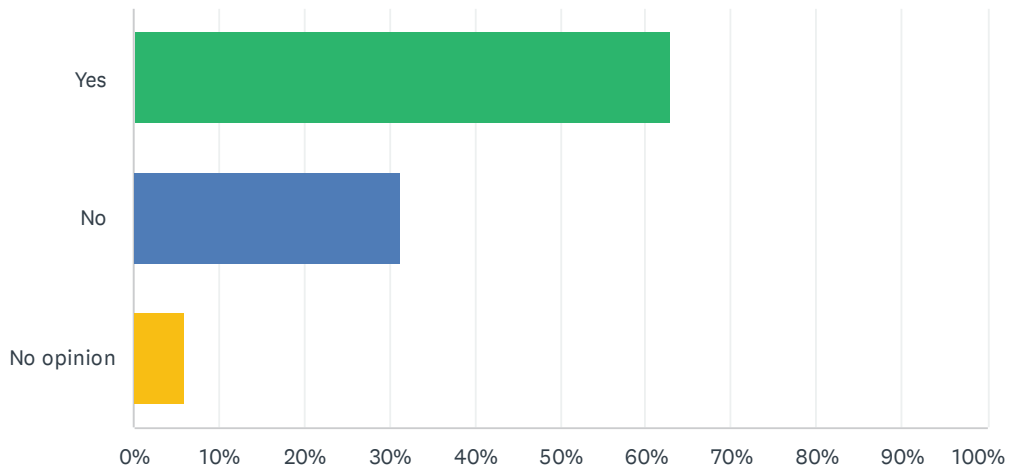
Answered: 357 Skipped: 45



ANSWER CHOICES	RESPONSES	
1	14.57%	52
2	51.54%	184
3	13.73%	49
4	13.17%	47
5	4.20%	15
Greater than 5	2.80%	10
TOTAL		357

Q17 Does your internet plan/package meet your needs?

Answered: 358 Skipped: 44



ANSWER CHOICES	RESPONSES	
Yes	62.85%	225
No	31.28%	112
No opinion	5.87%	21
TOTAL		358